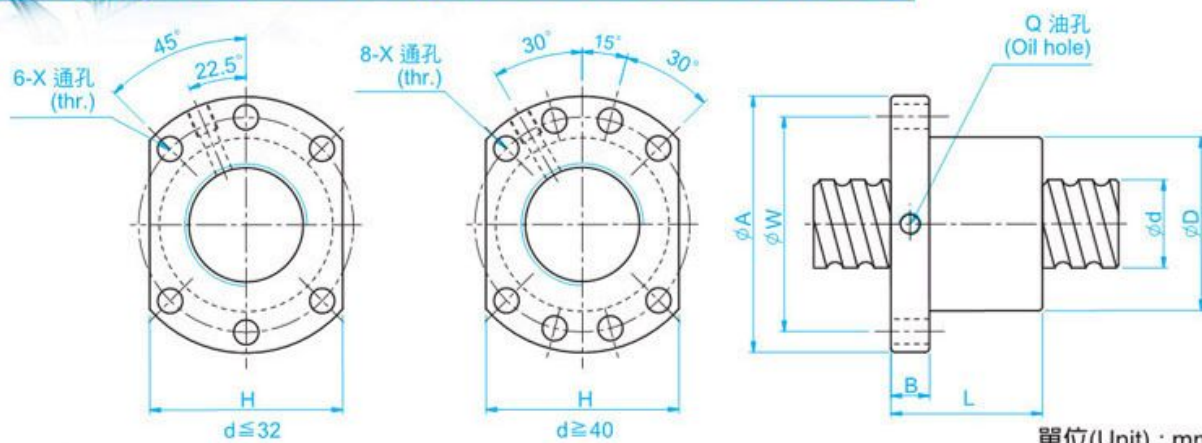




TBI MOTION 滾珠螺桿規格表 Dimension Table of TBI MOTION Ball Screws

型式 (TYPE) : SFU(DIN 69051 FORM B)



單位(Unit) : mm

I: 導程 Lead Da: 珠徑 Ball Dia. n: 珠圈數 Number of Circuits K: 剛性 Stiffness (Kgf/μm)
Ca: 動額定負荷 Basic Dynamic Rating Load (Kgf) Coa: 靜額定負荷 Basic Static Rating Load(Kgf)

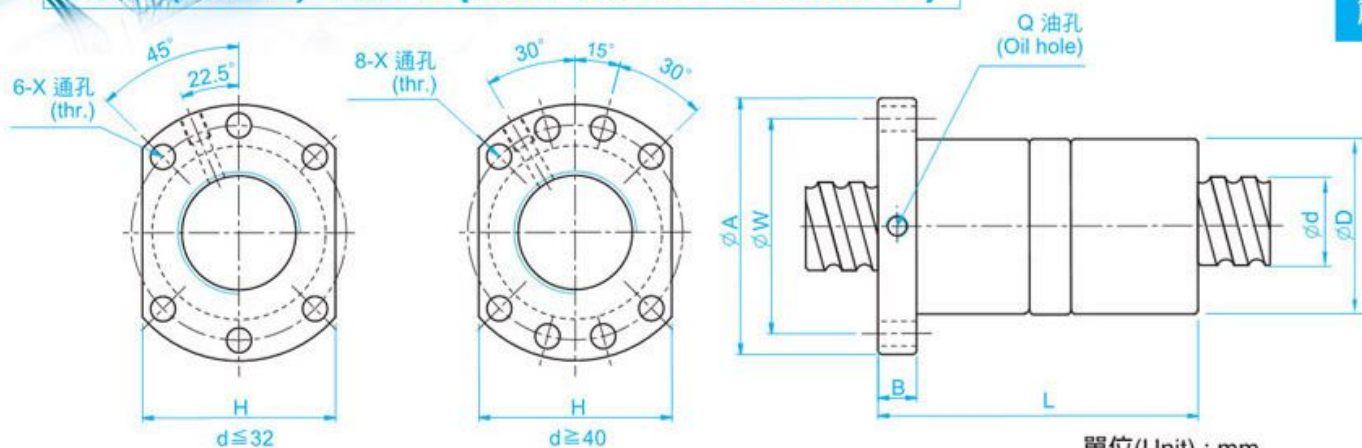
型號	滾珠螺桿、螺帽之基準數據 Dimensions														
Model No.	d	l	Da	D	A	B	L	W	X	H	Q	n	Ca	Coa	K
SFU01204-4	12	4	2.5	24	40	10	40	32	4.5	30		1x4	902	1884	26
★ SFU01604-4		4	2.381	28	48	10	40	38	5.5	40	M6	1x4	973	2406	32
★ SFU01605-4	16	5	3.175	28	48	10	50	38	5.5	40	M6	1x4	1380	3052	32
★ SFU01610-3		10	3.175	28	48	10	57	38	5.5	40	M6	1x3	1103	2401	26
SFU02004-4	20	4	2.381	36	58	10	42	47	6.6	44	M6	1x4	1066	2987	38
★ SFU02005-4		5	3.175	36	58	10	51	47	6.6	44	M6	1x4	1551	3875	39
SFU02504-4	25	4	2.381	40	62	10	42	51	6.6	48	M6	1x4	1180	3795	43
★ SFU02505-4		5	3.175	40	62	10	51	51	6.6	48	M6	1x4	1724	4904	45
SFU02506-4		6	3.969	40	62	10	54	51	6.6	48	M6	1x4	2318	6057	47
★ SFU02508-4		8	4.762	40	62	10	63	51	6.6	48	M6	1x4	2963	7313	49
★ SFU02510-4		10	4.762	40	62	12	85	51	6.6	48	M6	1x4	2954	7295	50
SFU03204-4	32	4	2.381	50	80	12	44	65	9	62	M6	1x4	1296	4838	51
★ SFU03205-4		5	3.175	50	80	12	52	65	9	62	M6	1x4	1922	6343	54
SFU03206-4		6	3.969	50	80	12	57	65	9	62	M6	1x4	2632	7979	57
★ SFU03208-4		8	4.762	50	80	12	65	65	9	62	M6	1x4	3387	9622	60
★ SFU03210-4		10	6.35	50	80	12	90	65	9	62	M6	1x4	4805	12208	61
SFU04005-4	40	5	3.175	63	93	14	55	78	9	70	M8	1x4	2110	7988	63
★ SFU04006-4		6	3.969	63	93	14	60	78	9	70	M6	1x4	2873	9913	66
SFU04008-4		8	4.762	63	93	14	67	78	9	70	M6	1x4	3712	11947	70
★ SFU04010-4		10	6.35	63	93	14	93	78	9	70	M8	1x4	5399	15500	73
★ SFU05010-4	50	10	6.35	75	110	16	93	93	11	85	M8	1x4	6004	19614	85
★ SFU05020-4		20	7.144	75	110	16	138	93	11	85	M8	1x4	7142	22588	94
SFU06310-4	63	10	6.35	90	125	18	98	108	11	95	M8	1x4	6719	25358	99
★ SFU06320-4		20	9.525	95	135	20	149	115	13.5	100	M8	1x4	11444	36653	112
SFU08010-4	80	10	6.35	105	145	20	98	125	13.5	110	M8	1x4	7346	31953	109
★ SFU08020-4		20	9.525	125	165	25	154	145	13.5	130	M8	1x4	12911	47747	138
SFU10020-4	100	20	9.525	150	202	30	180	170	17.5	155	M8	1x4	14303	60698	162

備註: 有標註 ★ 記號者可製作左螺紋 Note: with sign ★ can be produced in left helix



TBI MOTION 滾珠螺桿規格表 Dimension Table of TBI MOTION Ball Screws

型式 (TYPE) : DFU(DIN 69051 FORM B)



單位(Unit) : mm

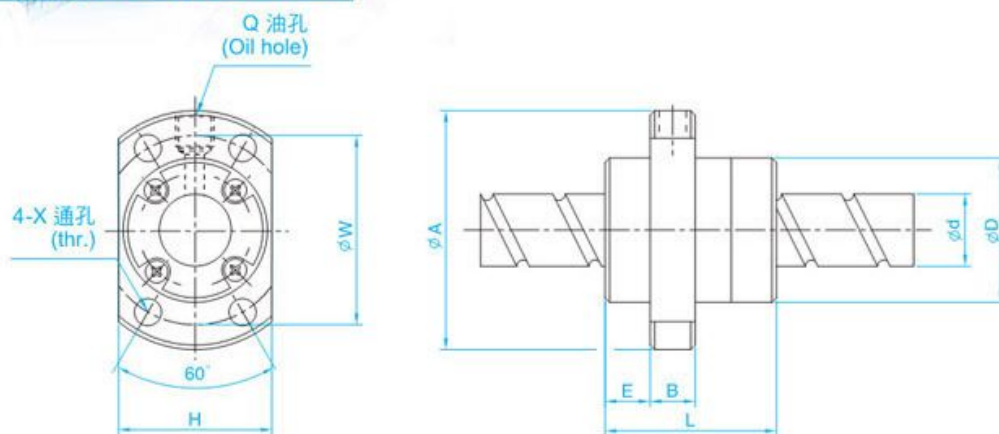
I: 導程 Lead Da: 珠徑 Ball Dia. n: 珠圈數 Number of Circuits K: 剛性 Stiffness (Kgf/ μ m)
Ca: 動額定負荷 Basic Dynamic Rating Load (Kgf) Coa: 靜額定負荷 Basic Static Rating Load(Kgf)

型號	滾珠螺桿、螺帽之基準數據 Dimensions														
Model No.	d	I	Da	D	A	B	L	W	X	H	Q	n	Ca	Coa	K
DFU01604-4	16	4	2.381	28	48	10	80	38	5.5	40	M6	1x4	973	2406	43
★ DFU01605-4		5	3.175	28	48	10	100	38	5.5	40	M6	1x4	1380	3052	44
★ DFU01610-3		10	3.175	28	48	10	118	38	5.5	40	M6	1x3	1103	2401	35
DFU02004-4	20	4	2.381	36	58	10	80	47	6.6	44	M6	1x4	1066	2987	51
★ DFU02005-4		5	3.175	36	58	10	101	47	6.6	44	M6	1x4	1551	3875	53
DFU02504-4	25	4	2.381	40	62	10	80	51	6.6	48	M6	1x4	1180	3795	60
★ DFU02505-4		5	3.175	40	62	10	101	51	6.6	48	M6	1x4	1724	4904	62
DFU02506-4		6	3.969	40	62	10	105	51	6.6	48	M6	1x4	2318	6057	64
DFU02508-4	25	8	4.762	40	62	10	120	51	6.6	48	M6	1x4	2963	7313	67
★ DFU02510-4		10	4.762	40	62	12	145	51	6.6	48	M6	1x4	2954	7295	67
DFU03204-4	32	4	2.381	50	80	12	80	65	9	62	M6	1x4	1296	4838	71
★ DFU03205-4		5	3.175	50	80	12	102	65	9	62	M6	1x4	1922	6343	74
DFU03206-4		6	3.969	50	80	12	105	65	9	62	M6	1x4	2632	7979	78
★ DFU03208-4		8	4.762	50	80	12	122	65	9	62	M6	1x4	3387	9622	82
★ DFU03210-4	32	10	6.35	50	80	12	162	65	9	62	M6	1x4	4805	12208	82
DFU04005-4	40	5	3.175	63	93	14	105	78	9	70	M8	1x4	2110	7988	87
DFU04006-4		6	3.969	63	93	14	108	78	9	70	M6	1x4	2873	9913	91
DFU04008-4		8	4.762	63	93	14	132	78	9	70	M6	1x4	3712	11947	96
★ DFU04010-4	40	10	6.35	63	93	14	165	78	9	70	M8	1x4	5399	15500	99
★ DFU05010-4	50	10	6.35	75	110	16	171	93	11	85	M8	1x4	6004	19614	117
★ DFU05020-4		20	7.144	75	110	16	280	93	11	85	M8	1x4	7142	22588	126
★ DFU06310-4	63	10	6.35	90	125	18	182	108	11	95	M8	1x4	6719	25358	139
DFU06320-4		20	9.525	95	135	20	290	115	13.5	100	M8	1x4	11444	36653	152
★ DFU08010-4	80	10	6.35	105	145	20	182	125	13.5	110	M8	1x4	7346	31953	156
DFU08020-4		20	9.525	125	165	25	295	145	13.5	130	M8	1x4	12911	47747	187
DFU10020-4	100	20	9.525	150	202	30	340	170	17.5	155	M8	1x4	14303	60698	222

備註: 有標註 ★ 記號者可製作左螺紋 Note: with sign ★ can be produced in left helix



Dimension Table of TBI MOTION Ball Screws



單位(Unit) : mm

I: 導程 Lead Da: 珠徑 Ball Dia. n: 珠圈數 Number of Circuits K: 剛性 Stiffness (Kgf/μm)
Ca: 動額定負荷 Basic Dynamic Rating Load (Kgf) Coa: 靜額定負荷 Basic Static Rating Load (Kgf)

型號 Model No.	滾珠螺桿、螺帽之基準數據 Dimensions															
	d	I	Da	D	A	E	B	L	X	W	H	Q	n	Ca	Coa	K
SFE01616-3	16	16	2.778	32	53	10.1	10	38	4.5	42	34	M6	1.7x2	1021	2409	29
SFE01616-6		16	2.778	32	53	10.1	10	38	4.5	42	34	M6	1.7x4	1853	4818	57
SFE01632-3	16	32	3.175	34	55	10.5	10	34	5.5	45	36	M6	0.7x2	518	1094	11
SFE01632-6		32	3.175	34	55	10.5	10	34	5.5	45	36	M6	0.7x4	939	2188	21
SFE02020-3	20	20	3.175	39	62	12	10	47	5.5	50	41	M6	1.7x2	1321	3320	35
SFE02020-6		20	3.175	39	62	12	10	47	5.5	50	41	M6	1.7x4	2397	6640	67
SFE02040-3	20	40	3.175	38	58	11	10	41	5.5	48	40	M6	0.7x2	582	1397	13
SFE02040-6		40	3.175	38	58	11	10	41	5.5	48	40	M6	0.7x4	1056	2794	26
SFE02525-3	25	25	3.969	47	74	14	12	57	6.6	60	49	M6	1.7x2	1974	5188	43
SFE02525-6		25	3.969	47	74	14	12	57	6.6	60	49	M6	1.7x4	3583	10377	83
SFE02550-3	25	50	3.969	46	70	13	12	50	6.6	58	48	M6	0.7x2	870	2183	16
SFE02550-6		50	3.969	46	70	13	12	50	6.6	58	48	M6	0.7x4	1579	4366	32
SFE03232-3	32	32	4.762	58	92	17	12	71	9	74	60	M6	1.7x2	2876	8207	54
SFE03232-6		32	4.762	58	92	17	12	71	9	74	60	M6	1.7x4	5220	16414	106
SFE03264-3	32	64	4.762	58	92	15.5	12	62	9	74	60	M6	0.7x2	1225	3282	20
SFE03264-6		64	4.762	58	92	15.5	12	62	9	74	60	M6	0.7x4	2223	6565	39
SFE04040-3	40	40	6.35	73	114	19.5	15	89	11	93	75	M6	1.7x2	4600	13281	66
SFE04040-6		40	6.35	73	114	19.5	15	89	11	93	75	M6	1.7x4	8348	26561	128
SFE05050-3	50	50	7.938	90	135	21.5	20	107	14	112	92	M6	1.7x2	6512	19430	80
SFE05050-6		50	7.938	90	135	21.5	20	107	14	112	92	M6	1.7x4	11820	38859	155

註: 1. “-3” 代表雙迴流 “-6” 代表四迴流。2. 螺帽標準品無刮刷器，如須刮刷器，請告知業務人員。

Note: 1. “-3” means 2 starts, “-6” means 4 starts.

Note: 2. TBI MOTION Standard nuts are without seals, if required, please advise.